

EXPLORING THE UNIVERSE

Objects in Motion

Take gravity for a spin!







EXPLORING THE UNIVERSE

Objects in Motion


Try this!



Slip the sling over the wooden rod. Make two balls of playdough that are about the same size. Stick one onto each end. Hang the rod and playdough from the string and slide the sling until you find the point where the rod balances. Tip: The sling might not be in the center when the rod is perfectly balanced.



Keeping the rod balanced, stretch out your arm so that you're holding it away from your body. Gently nudge one of the balls, so that the rod spins around. What do you notice? Tip: Ask for help to get the balls spinning. It's a little tricky!



Now try making one ball bigger and one smaller. Move the sling so that everything balances again, and try spinning the rod. Is anything different? Tip: You can move the sling into one of the balls if needed.