


# Draw a simple diagram of your STEM ecosystem

Tree





## Draw a simple diagram of your STEM ecosystem

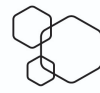
### Instructions:

Grab two differently colored pens. Using the first color, label any components you choose.

For example,


- **VALUES** - Add in some of the core values as the bedrock and soil.
- **PURPOSE**- Choose up to 5 ideas that represent your vision for what your STEM ecosystem makes possible in your community. Label the leaf clusters.
- **LEARNERS** - Sketch in some animals who live in the tree and label different learners and participants of your ecosystem.
- **RELATIONSHIPS** - Indicate key partnerships and assets that currently make your learning ecosystem possible. Mark those on the roots and trunk.
- **RESPONSIVENESS** - Draw or note anything in the background of your drawing that you think is key about your setting, community, content area, or focus.
- **EXPERIENCES** - Note your key initiatives, programs, and activities and mark them on the branches.

Now, use your second color pen to add elements that you feel are missing or you would like to develop further—especially related to broadening participation. What's missing from your drawing to make these future goals possible?



# Draw a simple diagram of your STEM ecosystem

Watershed



# Draw a simple diagram of your STEM ecosystem

## Instructions:

Grab two differently colored pens. Using the first color, label any components you choose.

For example,

- **VALUES** - Add in some of the core values as the high mountains in the background.
- **PURPOSE**- Choose up to 5 ideas that represent your vision for what your STEM ecosystem makes possible in your community. Label the hills along the river.
- **LEARNERS** - Sketch in some animals who live in the watershed and label different learners and participants of your ecosystem.
- **RELATIONSHIPS** - Indicate key partnerships and assets that currently make your learning ecosystem possible. Mark those on the tributaries.
- **RESPONSIVENESS** - Draw or note anything in the background of your drawing that you think is key about your setting, community, content area, or focus.
- **EXPERIENCES** - Note your key initiatives, programs, and activities and mark them on the islands in the river.

Now, use your second color pen to add elements that you feel are missing or you would like to develop further—especially related to broadening participation. What's missing from your drawing to make these future goals possible?