



Extreme Precipitation

Today you will act as the resilience planning team for the city of Rivertown. Your team's task is to create a plan that protects Rivertown while considering the values of people who live there, the impacts on the economy and the effects on the environment of the city. Follow the steps below to create your plan, then implement and explore your plan using digital visualizations.













Step 1. Consider Stakeholder Perspectives

Place
Stakeholder
Cards Here

Step 2. Prioritize Stakeholder Values

<div> KEEP IT OUT</div>			<div> SOAK IT UP</div>			<div> INFORM THE PUBLIC</div>		
ECONOMIC ★↘	 		ECONOMIC ★★★★★	 		ECONOMIC ★★★	 	
ENVIRONMENTAL ★★★★★	 		ENVIRONMENTAL ★★★★★★	 		ENVIRONMENTAL ∅	 	
SOCIAL ★★★★★			SOCIAL ★★★★★↘			SOCIAL ★★★★★★		
0	\$	\$\$	0	\$	\$\$	0	\$	\$\$

Step 3. Make Your Resilience Plan

 KEEP IT OUT	 SOAK IT UP	 INFORM THE PUBLIC
Resilience Plan A	Resilience Plan A	Resilience Plan A
 	 	 
Resilience Plan B	Resilience Plan B	Resilience Plan B
		

Step 4. Implement & Explore Your Resilience Plan

Place
Resilience Plan
Card Here